

LT-858-5A DMX-PWM CV DECODER



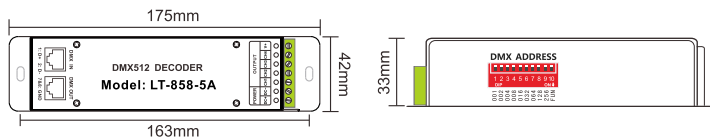
LT-858-5A DMX-PWM decoder works to convert universal DMX512 digital signal to PWM signal, which controlled by DMX512 console. With 8bit gray scale output per channel, realize 0-100% brightness and various changing effect. And can control single color, two color, RGB ,RGBA, RGBW LED lights.

1. Product Parameter:

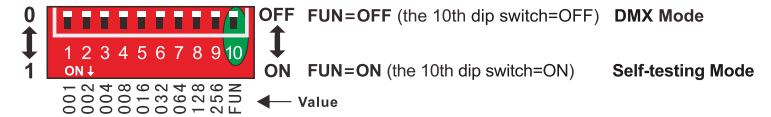
LT-858-5A

- Input Signal: DMX512
- Input Voltage: 12~24VDC
- Max Current Load: 5A×4CH Max 20A
- Max Output Power: 240W/480W(12V/24V)
- DMX512 Socket: RJ45
- Working Temperature: -30℃-65℃
- Dimensions: L175×W42×H33mm
- Package Size: L183×W48×H41mm
- Weight(G.W.): 310g

2. Product Size:



3. Dip Switch Operation:



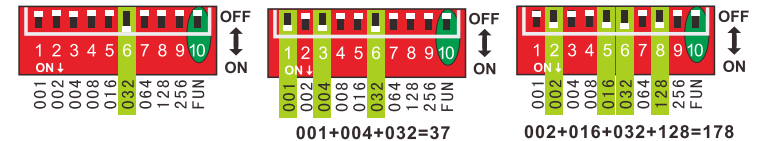
* In the DMX mode, there is DMX signal input, the run light flashed fast, the flashed frequency depends on the frames of DMX master, if there is no DMX signal, the run light flashed normally.

3.1 How to set DMX address via dip switch:

FUN=OFF (the 10th dip switch=OFF) **DMX Mode**

DMX address value=the total value of (1-9), to get the place value when in "on" position, otherwise will be 0.

E.g.1: Set Initial Address To 32. E.g.2: Set Initial Address To 37. E.g.3: Set Initial Address To 178.

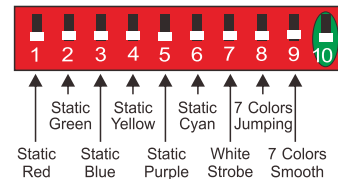


* When Dip switch 1-9 are OFF, the defaulted initial DMX address is 1.

3.2 Self-testing Mode:

FUN=ON (the 10th dip switch=ON) **Self-testing Mode**

Dip Switch	1=9=off	1=on	2=on	3=on	4=on	5=on	6=on	7=on	8=on	9=on
Self-test Function	Static Black	Static Red	Static Green	Static Blue	Static Yellow	Static Purple	Static Cyan	White Strobe	7 Colors Jumping	7 Colors Smooth



For changing effects (Dip Switch 8/9=on): DIP switch 1-6 is used to realize 6 speed levels. (6=on, the fastest level)

For changing effect (Dip Switch 7=on): Static color will be showed when 1=on or 6=on, 2-5=on will be white strobe effect.

[Attn] When several dip switches are on, subjected to the highest switch value. As the figure above shows, the effect will be 7 colors smooth at 6 speed level.

The diagram illustrates the connection of three DMX512 decoders (Model: LT-858-5A) in a daisy-chain configuration. The first decoder is connected to an RJ45 DMX Signal Input and Output. The second and third decoders are connected in a daisy-chain fashion, with the DMX Output of one connected to the DMX Input of the next. Each decoder has four outputs labeled A, B, G, and R, which are connected to LED Lamps. The diagram also shows the connection of a Power Input socket to the decoders. A terminal resistor is connected to the DMX Input of the first decoder.

Terminal resistor
1/4W, 120Ω

5.1 The product shall be installed and serviced by the qualified person.

5.2 This product is non-waterproof. Please avoid the sun and rain. When installed outdoors, please ensure it is mounted in a water proof enclosure.

5.3 Good heat dissipation will prolong the working life of the controller. Please ensure good ventilation.

5.4 Please check if the output voltage of the LED power supplies used comply with the working voltage of the product.

5.5 Please ensure that adequate sized cable is used from the controller to the LED lights to carry the current. Please also ensure that the cable is secured tightly in the connector.

5.6 Ensure all wire connections and polarities are correct before applying power to avoid any damages to the LED lights.

5.7 If a fault occurs, please return the product to your supplier. Do not attempt to fix this product by yourself.

6.1 We provide lifelong technical assistance with this product:

- A 5-year warranty is given from the date of purchase. The warranty is for free repair or replacement if cover manufacturing faults only.

- For faults beyond the 5-year warranty, we reserve the right to charge for time and parts.

6.2 Warranty exclusions below:

- Any man-made damages caused from improper operation, or connecting to excess voltage and overloading.

- The product appears to have excessive physical damage.

- Damage due to natural disasters and force majeure.

- Warranty label, fragile label and unique barcode label have been damaged.

- The product has been replaced by a brand new product.

6.3 Repair or replacement as provided under this warranty is the exclusive remedy to the customer. We shall not be liable for any incidental or consequential damages for breach of any stipulation in this warranty.

6.4 Any amendment or adjustment to this warranty must be approved in writing by our company only.

★ This manual only applies to this model. We reserve the right to make changes without prior notice.